

6-103734-3 ✓ ACTIVE

AMPMODU | AMPMODU MTE

TE Internal #: 6-103734-3

Connector Assembly, Receptacle, Wire-to-Board, 14 Position, 2.54 mm [.1 in] Centerline, Crimp / Insulation Displacement (IDC), 1 Row, AMPMODU MTE

[View on TE.com >](#)



Connectors > PCB Connectors > Wire-to-Board Connectors > Wire-to-Board Connector Assemblies & Housings



Connector Product Type: **Connector Assembly**

Connector & Housing Type: **Receptacle**

Connector System: **Wire-to-Board**

Number of Positions: **14**

Centerline (Pitch): **2.54 mm [.1 in]**

## Features

### Product Type Features

Applied Pressure	Standard
Connector Product Type	Connector Assembly
Connector & Housing Type	Receptacle
Connector System	Wire-to-Board
Sealable	No
Connector & Contact Terminates To	Wire & Cable

### Configuration Features

Number of Positions	14
Number of Rows	1

### Electrical Characteristics

Termination Resistance	15 mΩ
Dielectric Withstanding Voltage (Max)	600 V
Insulation Resistance	5000 MΩ
Operating Voltage	267 V

### Contact Features

Contact Layout	Inline
Contact Retention Within Housing	With
Contact Type	Socket



PCB Contact Termination Area Plating Material Finish	Matte
--	-------

PCB Contact Termination Area Plating Material	Tin
---	-----

Contact Base Material	Phosphor Bronze
-----------------------	-----------------

Contact Current Rating (Max)	3 A
------------------------------	-----

### Termination Features

Termination Method to Wire & Cable	Crimp, Insulation Displacement (IDC)
------------------------------------	--------------------------------------

### Mechanical Attachment

Strain Relief	Without
---------------	---------

Contact Retention Type Within Housing	Locking Lance
---------------------------------------	---------------

Panel Mount Feature	Without
---------------------	---------

PCB Mount Retention	Without
---------------------	---------

Mating Retention Type	Latch
-----------------------	-------

Mating Retention	With
------------------	------

Connector Mounting Type	Cable Mount (Free-Hanging)
-------------------------	----------------------------

### Housing Features

Housing Material	Thermoplastic
------------------	---------------

Centerline (Pitch)	2.54 mm [.1 in]
--------------------	-----------------

Housing Color	Black
---------------	-------

### Dimensions

Connector Height	6.73 mm [.265 in]
------------------	-------------------

Accepts Wire Insulation Diameter Range	1.37 mm [.054 in]
--	-------------------

Wire Size	.12 – .4 mm <sup>2</sup>
-----------	--------------------------

### Usage Conditions

Operating Temperature Range	-65 – 105 °C [-85 – 221 °F]
-----------------------------	-----------------------------

### Operation/Application

Circuit Application	Signal
---------------------	--------

### Industry Standards

Glow Wire Rating	Standard Part - Not Glow Wire
------------------	-------------------------------

Approved Standards	CSA LR7189
--------------------	------------

UL Flammability Rating	UL 94V-0
------------------------	----------

### Packaging Features

Packaging Quantity	15
--------------------	----



Packaging Method

Tube

**Other**

Comment

Maximum insulation diameter is 1.14 [.045] for Pneumatic Terminators., Ribbon Cable Notched handles 22-28 AWG

**Product Compliance**

[For compliance documentation, visit the product page on TE.com>](#)

EU RoHS Directive 2011/65/EU

Compliant

EU ELV Directive 2000/53/EC

Compliant

China RoHS 2 Directive MIIT Order No 32, 2016

No Restricted Materials Above Threshold

EU REACH Regulation (EC) No. 1907/2006

Current ECHA Candidate List: JUNE 2022 (224)  
Candidate List Declared Against: JUNE 2022 (224)  
Does not contain REACH SVHC

Halogen Content

Not Low Halogen - contains Br or Cl > 900 ppm.

Solder Process Capability

Not applicable for solder process capability

Product Compliance Disclaimer

This information is provided based on reasonable inquiry of our suppliers and represents our current actual knowledge based on the information they provided. This information is subject to change. The part numbers that TE has identified as EU RoHS compliant have a maximum concentration of 0.1% by weight in homogenous materials for lead, hexavalent chromium, mercury, PBB, PBDE, DBP, BBP, DEHP, DIBP, and 0.01% for cadmium, or qualify for an exemption to these limits as defined in the Annexes of Directive 2011/65/EU (RoHS2). Finished electrical and electronic equipment products will be CE marked as required by Directive 2011/65/EU. Components may not be CE marked. Additionally, the part numbers that TE has identified as EU ELV compliant have a maximum concentration of 0.1% by weight in homogenous materials for lead, hexavalent chromium, and mercury, and 0.01% for cadmium, or qualify for an exemption to these limits as defined in the Annexes of Directive 2000/53/EC (ELV). Regarding the REACH Regulation, the information TE provides on SVHC in articles for this part number is based on the latest European Chemicals Agency (ECHA) 'Guidance on requirements for substances in articles' posted at this URL: <https://echa.europa.eu/guidance-documents/guidance-on-reach>

**Compatible Parts**



TE Part # 58074-1  
MTA 50/100/156 MANUAL TOOL FRAME




TE Part # 843477-1  
TOOL, EXTRACTION RESET



TE Part # 6-103735-3  
14 MTE HDR SRST LATCH .100CL



TE Part # 58336-1  
HEAD (IDC) MODU MTE W/O TL



TE Part # 6-103908-3  
14 MTE HDR SRST LATCH W/HLDWN



TE Part # 6-104935-3  
14 MTE HDR SRRA LTCH.100CL LF




TE Part # 6-103904-3  
14 MTE HDR SRRA LATCH W/HLDWN



TE Part # 1-104503-3  
14 MTE PIN HSG SR RIB .100CL



TE Part # 6-1375583-3  
14 MTE VERTICAL SMT HDR 30 AU



TE Part # 6-147323-3  
14 MTE HDR SRRA SMT.100CL

## Also in the Series | AMPMODU MTE



Insertion & Extraction Tools(2)



PCB Connector Shrouds(40)




PCB Headers & Receptacles(763)



Ribbon Connector Accessories(1)



Standard Rectangular Connectors(2)



Wire-to-Board Connector Assemblies  
& Housings(585)



Wire-to-Board Connector Contacts(32)

## Documents

### CAD Files

Customer View Model

[ENG\\_CVM\\_CVM\\_6-103734-3\\_Z.2d\\_dxf.zip](#)

English

3D PDF

3D

Customer View Model

[ENG\\_CVM\\_CVM\\_6-103734-3\\_Z.3d\\_igs.zip](#)



English

### Customer View Model

[ENG\\_CVM\\_CVM\\_6-103734-3\\_Z.3d\\_stp.zip](#)

English

By downloading the CAD file I accept and agree to the [Terms and Conditions](#) of use.

### Datasheets & Catalog Pages

[AMP MODU MTE Section of Catalog 1307819](#)

English

[AMPMODU\\_INTERCONNECTION\\_SYSTEM\\_SECTION5\\_CONT](#)

English

[AMPMODU MTE INTERCONNECT SYSTEM](#)

English

### Product Specifications

[Application Specification](#)

English